

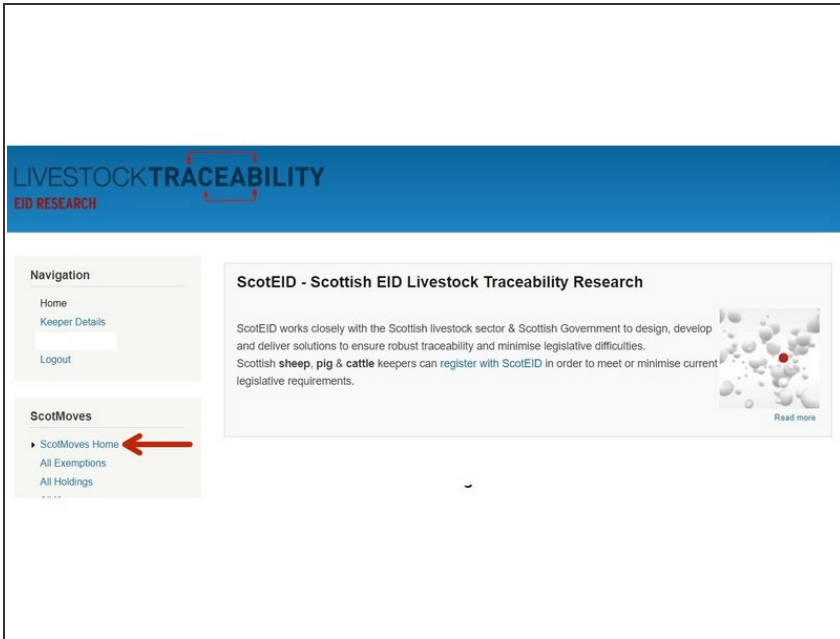
ScotEID Library

Scotmoves Home/Movement/Guidance

Written By: ScotEID



Step 1 — Scotmoves Home/Movements/Guidance



- From the ScotEID home page, click on **Scotmoves Home** from the Scotmoves Menu, as shown by the red arrow

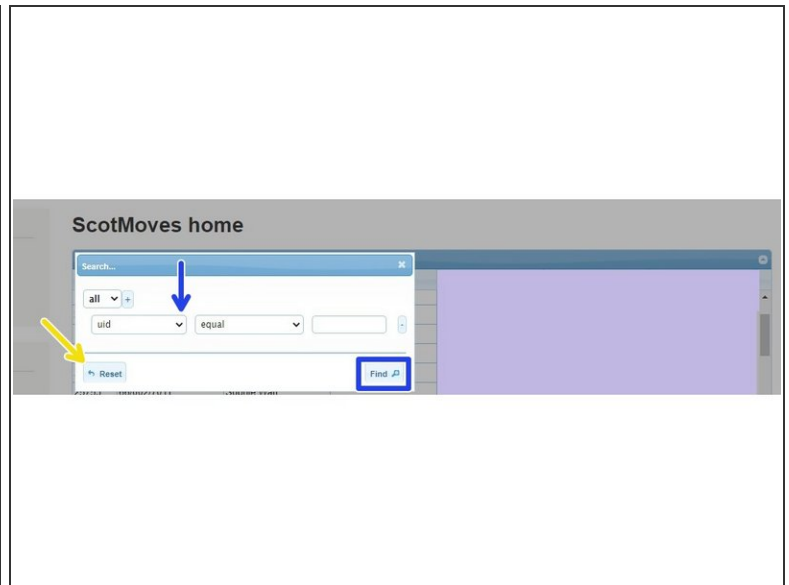
Step 2 — Scotmoves Home


ScotMoves home



uid	main_cph	name	business	notification_date	herd	Add. CPH(s)
27659	66/251/0002	Mr A & E Brown		01/08/2020	531855	70/001/0052
17439	66/251/0079	Grace Thomson		19/04/2017	520009	66/251/0083, 66/253...
9962	66/252/0011	Mr Alan Bruce		31/12/2016	527491	66/254/0098
11498	66/252/0013	D & G Smith		23/05/2017	520017	66/252/0001
16618	66/252/0057	A Paterson		05/12/2017	520020	71/009/0189
25762	66/252/0138	A & L Lawson		01/07/2019	520023	66/255/0098, 70/009...
19827	66/253/0006	Mrs Aileen Robertson		13/12/2016	520030	66/264/0189, 66/264...
17112	66/256/0001	Ian Harrison		19/12/2016	520046	66/248/0008
20047	66/256/0099	Robert Brown		26/12/2016	520050	66/256/0089
25753	66/257/0003	I & P Watson		22/10/2018	531572	66/258/0047
257	66/257/0019	F Morrison		26/04/2018	520051	66/250/0036
19658	66/257/0050	Miss L Pirie		23/12/2016	520056	66/250/0069, 66/255...
15700	66/259/0189	K Coban		21/03/2019	524529	66/259/0068
5368	66/260/0008	H & H Ingram		10/05/2017	520068	66/259/0001
18134	66/260/0074	Louise Burns		29/12/2016	520069	66/250/0070, 66/250...
1234	66/260/0099	James Wright		09/07/2018	520077	66/253/0098
26306	66/261/0008	Eion Kelman		30/12/2016	520079	70/369/0001
764	66/261/0033	Brian Johnson		17/04/2017	520081	66/259/0087
329	66/261/0078	P & G Alexander		16/12/2016	520082	66/253/0036
3	66/261/0100	Walter Mitchell		11/01/2017	520084	66/253/0089





- The first image is a list of all keepers registered for ScotMoves.
- To move between pages or change the number of entries shown per page, click on the arrows as shown in the green box.
- To create a specific search, click on the magnifying glass icon, as indicated by the red arrow.
- A search box will pop up, as shown in the second image. Click on the small drop down arrow, as indicated by the blue arrow and select how you wish to search. You can search by UID, main CPH, name, business, notification date, herd and Add. CPH(s). Then click on find, as indicated by the blue box.
- To reload the table, either click on the reload icon in the first image or the reset button in the second image, both shown by yellow arrows.
- To download the page, click on the paper icon in the first image, as shown by the pink arrow.
-  The table can also be sorted by clicking on the headers of the column. For example, clicking on name will show the table in alphabetical order.

Step 3 — Movements

The first screenshot shows the 'ScotMoves' sidebar with 'Movements' highlighted by a red arrow. The second screenshot shows the 'Movements' table with columns: Animal ID, Move date, User Ref., Departure CPH, Destination CPH, BVD, UID, and MJUC. A blue box highlights the pagination controls at the bottom. The third screenshot shows the search interface with a yellow arrow pointing to the search box and a green arrow pointing to the 'Find' button.

- To view movements, click on **Movements** which is located below the ScotMoves header, as shown by the red arrow.
- The table shows all moves that have been processed. To move between pages, or change the number of lines displayed per page, use the arrows in the blue box.
- To create a specific search, click on the magnifying glass, as shown by the yellow arrow in the second image. A search box will appear, as shown in the third image. Select your search criteria from the drop down list. Once you have completed the 2 boxes with the search criteria, click on **Find**.
- To reload the table, click on the **reload** icon or the **reset** button, as shown by the green arrows.
- To download the table to an excel spreadsheet, click on the paper icon, as shown by the pink arrow.
- ① You can sort the table by clicking on all the headers on the table except from BVD. Doing this will show the table in ascending or descending order.

Step 4 — Notification Dates

Movements

Record movements between your holdings

<input type="checkbox"/>	Animal ID	Move date	User Ref.	Departure CPH	Destination CPH	BVD	UID	MUIIC
<input type="checkbox"/>	DE0541237324	22/03/2021		66/876/0001	66/876/0002	Neg	19882	19882
<input type="checkbox"/>	DE0541237325	22/03/2021		66/876/0001	66/876/0002	Neg	19882	19882
<input type="checkbox"/>	DE0541237330	22/03/2021		66/876/0001	66/876/0002	Neg	19882	19882
<input type="checkbox"/>	DE0541237331	22/03/2021		66/876/0001	66/876/0002	Neg	19882	19882
<input type="checkbox"/>	DE0541237332	22/03/2021		66/876/0001	66/876/0002	Neg	19882	19882
<input type="checkbox"/>	DE0541237334	22/03/2021		66/876/0001	66/876/0002	Neg	19882	19882
<input type="checkbox"/>	NL649977970	22/03/2021		66/785/0003	66/785/0004	Neg	19882	19882
<input type="checkbox"/>	NL649978029	22/03/2021		66/785/0003	66/785/0004	Neg	19882	19882
<input type="checkbox"/>	NL649978050	22/03/2021		66/785/0003	66/785/0004	Neg	19882	19882
<input type="checkbox"/>	NL649978106	22/03/2021		66/785/0003	66/785/0004	Neg	19882	19882
<input type="checkbox"/>	NL649978120	22/03/2021		66/785/0003	66/785/0004	Neg	19882	19882
<input type="checkbox"/>	NL649978137	22/03/2021		66/785/0003	66/785/0004	Neg	19882	19882
<input type="checkbox"/>	NL649978144	22/03/2021		66/785/0003	66/785/0004	Neg	19882	19882
<input type="checkbox"/>	NL649978151	22/03/2021		66/785/0003	66/785/0004	Neg	19882	19882
<input type="checkbox"/>	NL649978168	22/03/2021		66/785/0003	66/785/0004	Neg	19882	19882
<input type="checkbox"/>	UK580903 7 01289	22/03/2021		66/983/0005	66/983/0006	Neg	16016	16016

Movements

Record movements between your holdings

<input type="checkbox"/>	Animal ID	Move date	User Ref.	Departure CPH	Destination CPH	Notification	BVD	UID	MUIIC
<input type="checkbox"/>	DE0541237324	22/03/2021		66/876/0001	66/876/0002	22/03/2021	Neg	19882	19882
<input type="checkbox"/>	DE0541237325	22/03/2021		66/876/0001	66/876/0002	22/03/2021	Neg	19882	19882
<input type="checkbox"/>	DE0541237330	22/03/2021		66/876/0001	66/876/0002	22/03/2021	Neg	19882	19882
<input type="checkbox"/>	DE0541237331	22/03/2021		66/876/0001	66/876/0002	22/03/2021	Neg	19882	19882
<input type="checkbox"/>	DE0541237332	22/03/2021		66/876/0001	66/876/0002	22/03/2021	Neg	19882	19882
<input type="checkbox"/>	DE0541237334	22/03/2021		66/876/0001	66/876/0002	22/03/2021	Neg	19882	19882
<input type="checkbox"/>	NL649977970	22/03/2021		66/785/0003	66/785/0004	22/03/2021	Neg	19882	19882
<input type="checkbox"/>	NL649978029	22/03/2021		66/785/0003	66/785/0004	22/03/2021	Neg	19882	19882
<input type="checkbox"/>	NL649978050	22/03/2021		66/785/0003	66/785/0004	22/03/2021	Neg	19882	19882
<input type="checkbox"/>	NL649978106	22/03/2021		66/785/0003	66/785/0004	22/03/2021	Neg	19882	19882
<input type="checkbox"/>	NL649978120	22/03/2021		66/785/0003	66/785/0004	22/03/2021	Neg	19882	19882
<input type="checkbox"/>	NL649978137	22/03/2021		66/785/0003	66/785/0004	22/03/2021	Neg	19882	19882
<input type="checkbox"/>	NL649978144	22/03/2021		66/785/0003	66/785/0004	22/03/2021	Neg	19882	19882
<input type="checkbox"/>	NL649978151	22/03/2021		66/785/0003	66/785/0004	22/03/2021	Neg	19882	19882
<input type="checkbox"/>	NL649978168	22/03/2021		66/785/0003	66/785/0004	22/03/2021	Neg	19882	19882
<input type="checkbox"/>	UK560999 6 01359	22/03/2021		66/983/0005	66/983/0006	22/03/2021	Neg	18238	18238

- To show the date that the movements were notified on, click on the clock icon as shown by the red arrow.
- A column will be added to the table, headed Notification date.

Step 5 — Guidance

ScotMoves

▼ ScotMoves Home

▼ Movements

Guidance

All Exemptions

All Holdings

All Keepers

SAMU

2 Location Report

3 Location Report

Movements

Sheep

Investigate Tag

Sheep Records

Keeper Guidance

Guidance

ScotMoves

ScotMoves will allow you to move cattle within your business without reporting the movements to the Cattle Tracing System (CTS). The ScotMoves system will replace the CTS linked holding system. **The ScotMoves system does not require any additional information to be recorded other than those moves you are already recording in your holding register.** The only difference is where you are recording the information.

The ScotMoves system is being operated by ScotEID on behalf of Scottish Government and will be beneficial to both cattle keepers and government in terms of disease control and public health.

To register to use the system you should contact the ScotEID help desk. You can update or amend the registration at any point.

The use of ScotMoves is not mandatory. If you do not wish to use the ScotMoves system the alternatives are:

- You can report all moves through CTS; or
- You can, where possible, amalgamate all land you use on a permanent or long term basis that is within the 5 mile CPH rules.

ScotMoves Resources:

- ScotMoves application form
- ScotMoves website user guide
- ScotMoves exemption application form

Further information

- ScotMoves on Scot Gov website
- ScotMoves Business Rules
- ScotMoves Q&A
- ScotMoves brochure

- Click on Guidance, located below the ScotMoves header.
- This provides an overview on ScotMoves along with hyperlinks to more information and forms.

If you require further assistance, please contact ScotEID on 01466 794323.