

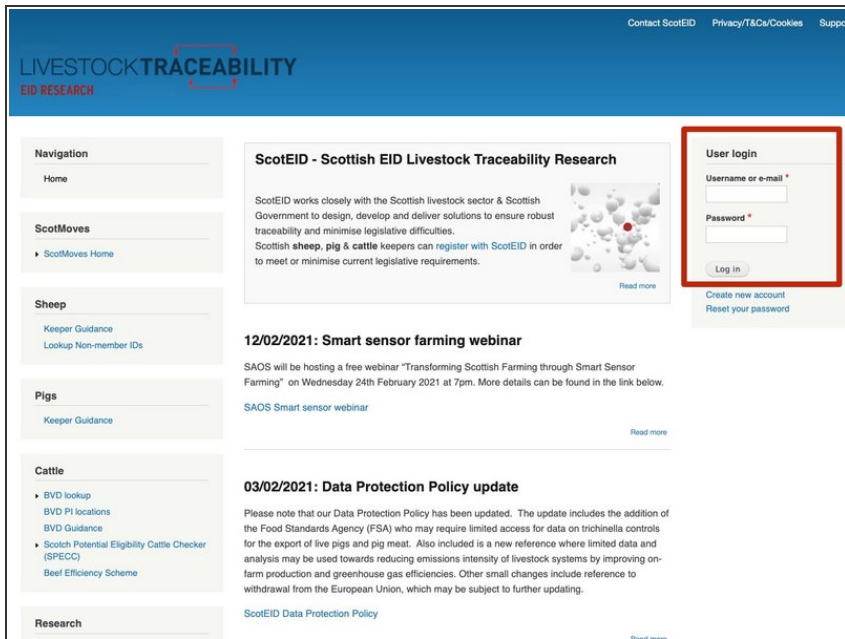
# ScotEID Library

## Sheep - Records

Written By: ScotEID

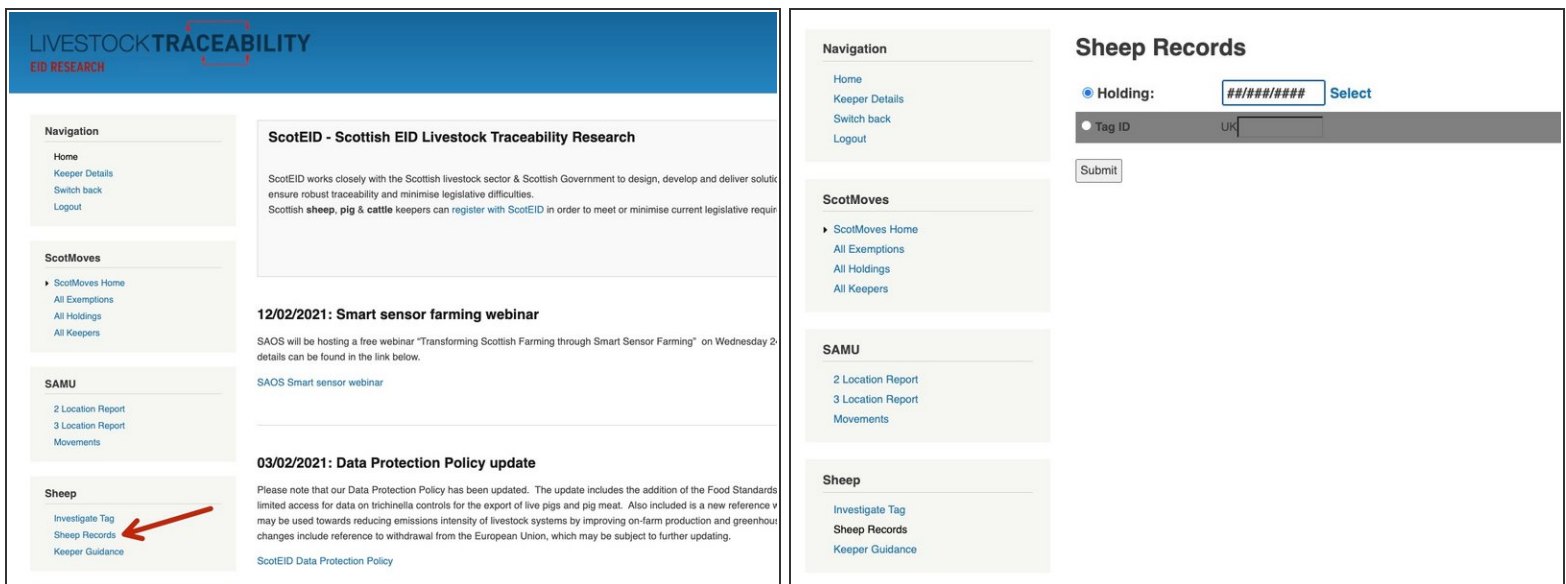


## Step 1 — Login to ScotEID



- Login into ScotEID at the top right of the main page, using either your email address or username, then password.

## Step 2 — Sheep - Sheep Records



- Click on Sheep Records under the sheep heading down the left hand side.
- The Sheep Records page will appear and you can search either by CPH or an individual animal ID.

## Step 3 — Search by Holding

### Sheep Records

☒ Holding:  [Select](#)

☐ Tag ID

Note: By default all movements relating to the holding entered are displayed below. Click on the [+](#) icon at the bottom left of the table to refine the query (e.g. specific date(s))

Detail: Most recently recorded data										
<input type="checkbox"/>	<input type="checkbox"/>	Sheep	Reads	%	Move	Lot Date	Lot	Depart. CPH	Read Location	Dest. CPH
<input type="checkbox"/>	<input type="checkbox"/>	15	0		SAMS	01/02/21	1612958914			
<input type="checkbox"/>	<input checked="" type="checkbox"/>	1	1	100%	Death	31/12/20	5075931			
<input type="checkbox"/>	<input type="checkbox"/>	7	0		SAMS	28/12/20	1610022545			
<input type="checkbox"/>	<input checked="" type="checkbox"/>	1	1	100%	Death	02/12/20	5048450			
<input type="checkbox"/>	<input checked="" type="checkbox"/>	5	5	100%	MART	12/11/20	1000			
<input type="checkbox"/>	<input type="checkbox"/>	7	0		SAMS	04/11/20	1605963262			
<input type="checkbox"/>	<input checked="" type="checkbox"/>	10	10	100%	MART	04/11/20	37			
<input type="checkbox"/>	<input checked="" type="checkbox"/>	2	2	100%	MART	04/11/20	37A			
<input type="checkbox"/>	<input checked="" type="checkbox"/>	3	3	100%	MART	04/11/20	37B			
<input type="checkbox"/>	<input checked="" type="checkbox"/>	7	7	100%	ON/OFF	04/11/20	1			
<input type="checkbox"/>	<input checked="" type="checkbox"/>	20	20	100%	Tagged	28/10/20	4997551			
<input type="checkbox"/>	<input checked="" type="checkbox"/>	1	1	100%	ON/OFF	07/10/20	1			
<input type="checkbox"/>	<input type="checkbox"/>	1	0		SAMS	07/10/20	1602947312			
<input type="checkbox"/>	<input checked="" type="checkbox"/>	13	13	100%	ON/OFF	02/10/20	1			

### Sheep Records

☒ Holding:  [Select](#)

☐ Tag ID

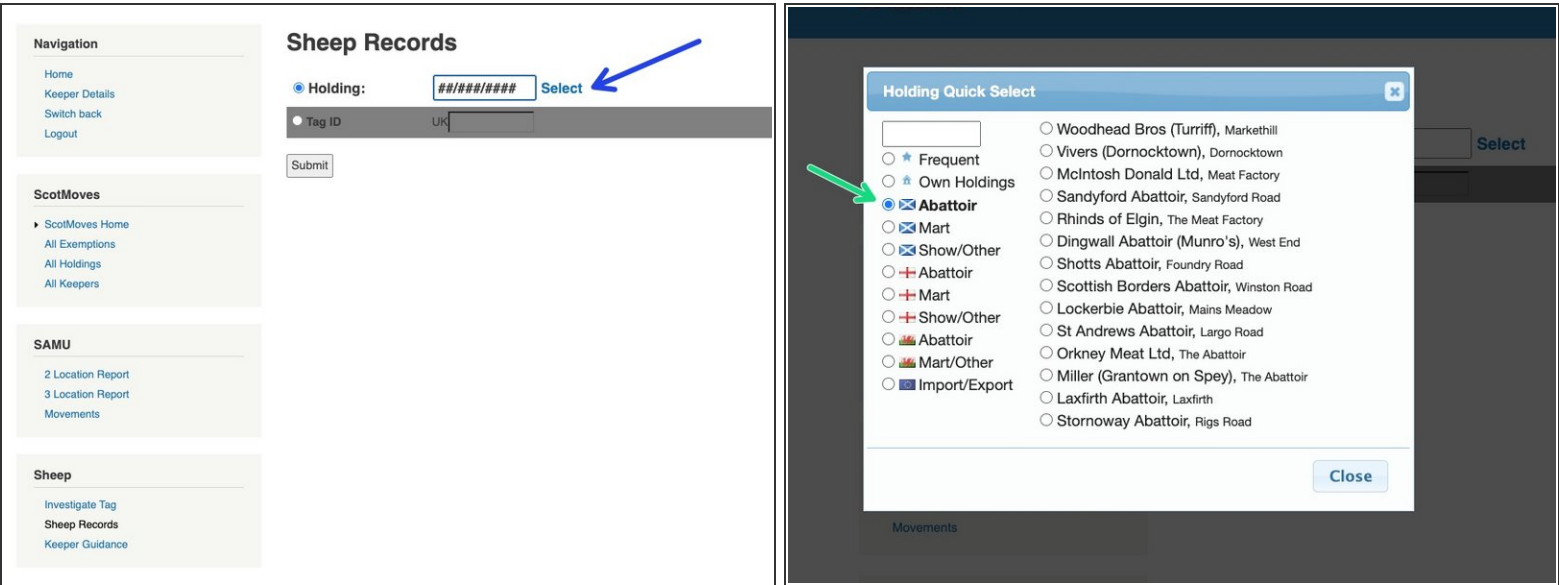
Note: By default all movements relating to the holding entered are displayed below. Click on the [+](#) icon at the bottom left of the table to refine the query (e.g. specific date(s))

Detail: Most recently recorded data										
<input type="checkbox"/>	<input type="checkbox"/>	Sheep	Reads	%	Move	Lot Date	Lot	Depart. CPH	Read Location	Dest. CPH
<input type="checkbox"/>	<input type="checkbox"/>	15	0		SAMS	01/02/21	1612958914			
<input type="checkbox"/>	<input checked="" type="checkbox"/>	1	1	100%	Death	31/12/20	5075931			
<input type="checkbox"/>	<input type="checkbox"/>	7	0		SAMS	28/12/20	1610022545			
<input type="checkbox"/>	<input checked="" type="checkbox"/>	1	1	100%	Death	02/12/20	5048450			
<input type="checkbox"/>	<input checked="" type="checkbox"/>	5	5	100%	MART	12/11/20	1000			

Animal EID	Tag Count	Tag Code	Timestamp	Last Read Location	Last Dest Location	
	1	39S	12/11/20 10:23:53			History
	1	39S	12/11/20 10:23:53			History
	1	39S	12/11/20 10:23:53			History
	1	39S	12/11/20 10:23:54			History
	1	39S	12/11/20 10:23:54			History

- You can add a holding number into the box shown by the red arrow and click Submit, a list of all sheep movements for this holding will then appear.
- Click on the + to view the list of tag numbers for that movement.
- If you hover your mouse over the blue flag the address and postcode of that holding will appear as shown.

## Step 4 — Search by Holding - using Select



- Alternatively you can click on Select as shown in blue and this will bring up the following menu.
- Click on the relevant section as shown in green and a further list of options will appear.
- When you select the holding required and click Submit, a table of all movements for this holding will appear.

## Step 5 — Table of Movements

**Sheep Records**

Holding:  **Select**

Tag ID:  **UK**

**Submit**

Note: By default all movements relating to the holding entered are displayed below. Click on the icon at the bottom left of the table to refine the query (e.g. specific date(s))

Search...

all

**Reset**

Click here to search for a tag

Lot	Depart. CPH	Read Location	Dest. CPH	Opt.
1612958914				
5075931				
1610022545				
5048450				
1000				
1605963262				
37				
37A				
37B				
1				
4997551				
1602947312				
1				
1603194100				
3763114				

Page 1 of 1 500 View 1 - 286 of 286

**Export Page**

- To narrow down a search, click on the magnifying glass at the bottom left of the table as shown by the red arrow and the box shown in red will appear.
- From the drop down select how you would like to search and click on the find button shown in blue.
- You can also export the page and this creates a csv file by clicking on Export Page at the bottom left of the table as shown in green.

## Step 6 — Search by tag ID

**Sheep Records**

Holding:  **Select**

Tag ID:  **UK**

**Submit**

**Recorded History for**

Issued to:

Tag type(s): Tagfaster Senior EID (S)(39\$ 05/08/2020)

Lot Date	Lot ID	Move/Action	Departure	Read location	Destination
23/11/2020	0028	ABATTOIR			
12/11/2020	1000	MART			
05/08/2020		Issued			

**Recorded History for**

Issued to:

Tag type(s): Tagfaster Senior EID (S)(39\$ 05/08/2020)

Lot Date	Lot ID	Move/Action	Departure	Read location	Destination
23/11/2020	0028	ABATTOIR			
12/11/2020	1000	MART			
05/08/2020		Issued			

Woodhead Road (Turn) AM03 7EW

- To search by an animal ID, select Tag ID as shown in red and click submit.
- If any information found for the specific tag number a box will appear, which shows this animal's history. Where it was tagged and which holdings it has been on and the movements which have been recorded.
- For further information, if you hover your mouse over the blue i, the address and postcode will appear for this holding number.

If you require further assistance, please contact ScotEID on 01466 794323.