

ScotEID Library

Accessing MyHerdStats

Where to find MyHerdStats on ScotEID

Written By: ScotEID



MyHerdStats

Step 1 — How to Access MyHerdStats

User login

Username or e-mail *

Password *

Log in


[Create new account](#)

[Reset your password](#)

- Login to ScotEID using your username and password

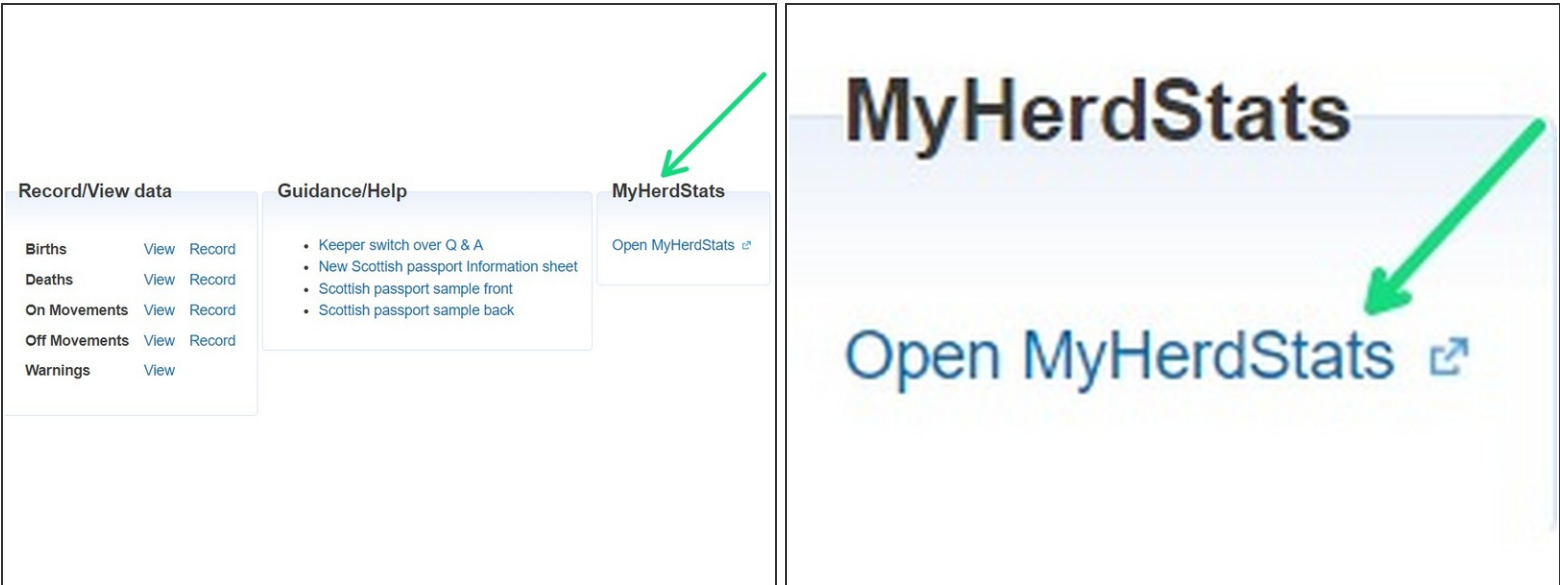
Step 2 — Where to Find MyHerdStats

Cattle

- ▶ [ScotMoves+ \(Births/Deaths/Sales...\)](#) 
- ▶ [ScotMoves \(Within business Movements\)](#)
- ▶ [Cattle Lookup](#)
- ▶ [BVD lookup](#)
- ▶ [BVD tests](#)
 - [BVD PI locations](#)
 - [BVD Guidance](#)
- ▶ [Scotch Potential Eligibility Cattle Checker \(SPECC\)](#)

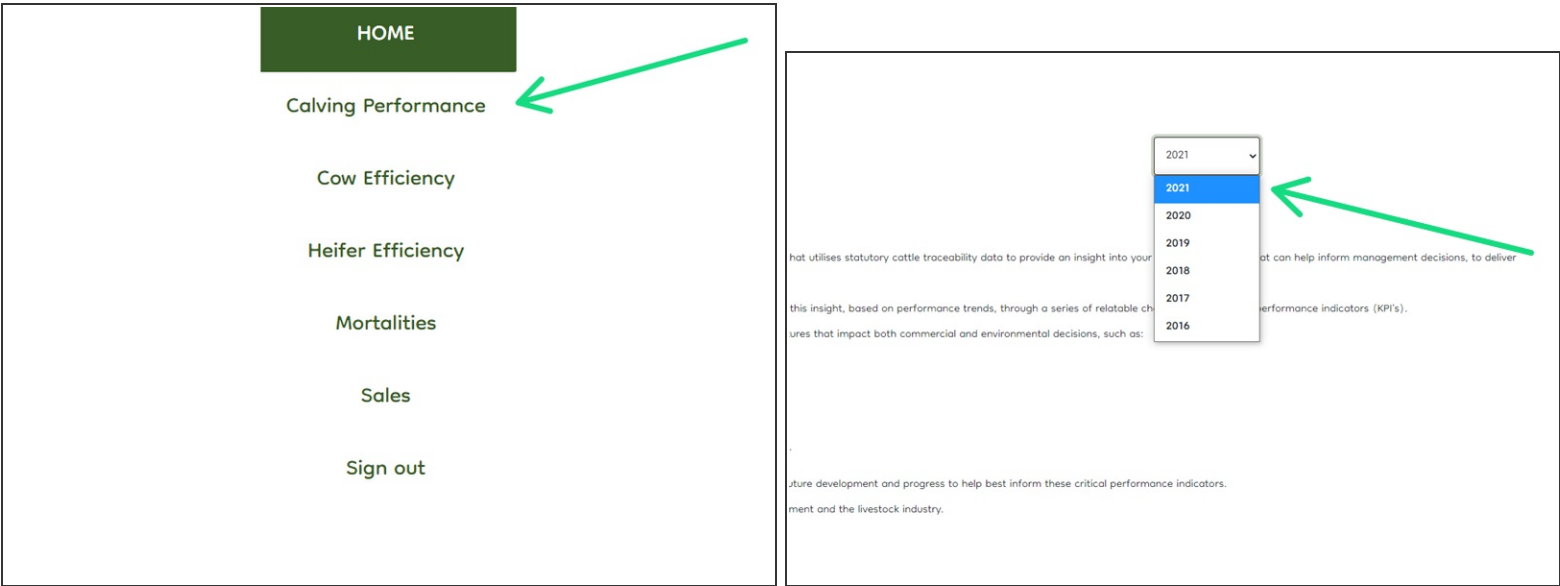
- Once logged in select ScotMoves+ located in the Cattle section

Step 3 — Opening MyHerdStats



- Click to open MyHerdStats

Step 4 — MyHerdStats Homepage



- A navigation bar is located down the left hand side which allows you to select each section
- The data will adjust to the year selected using the drop down menu

If you require further assistance, please contact ScotEID on 01466 794323.