

ScotEID Library

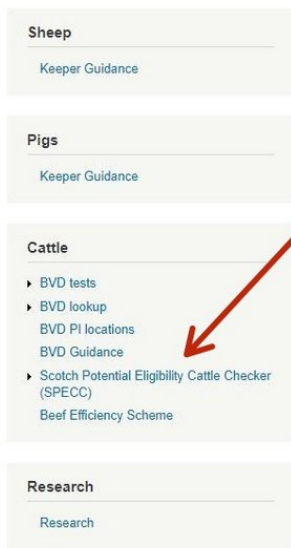
SPECC

Using the SPECC Checker

Written By: HuntlyOffice1

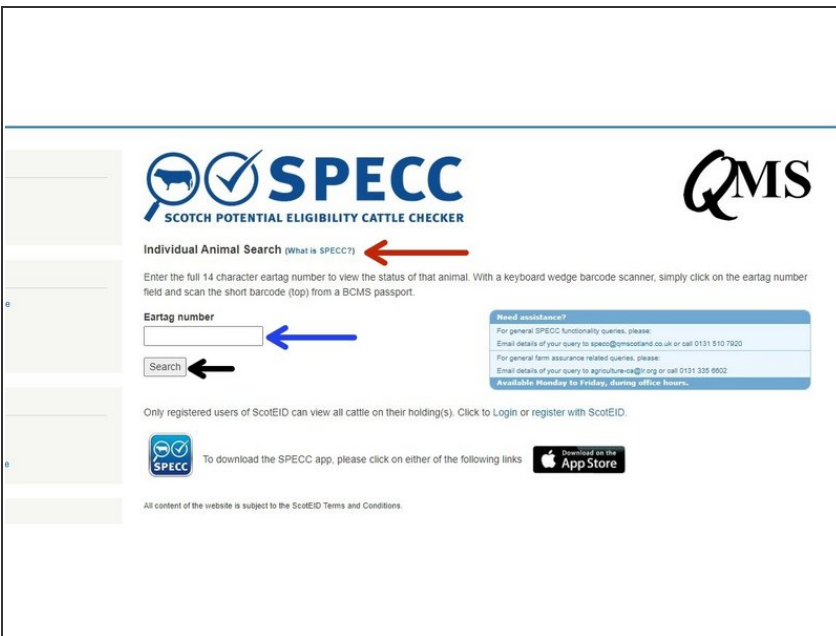


Step 1 — Scotch Potential Eligibility Cattle Checker (SPECC)



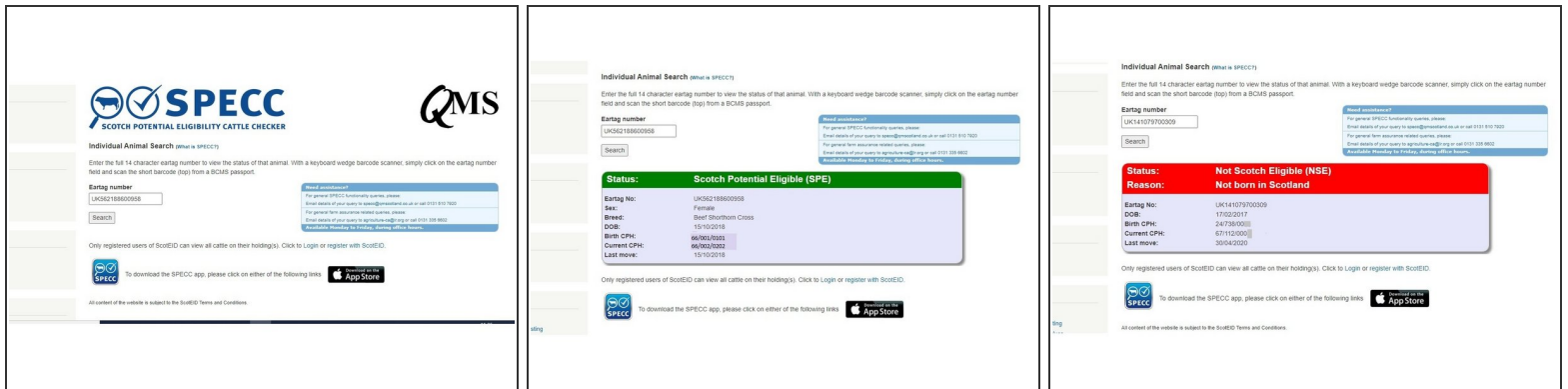
- From the ScotEID home page, click on Scotch Potential Eligibility Cattle Checker (SPECC), located under the **Cattle** Menu

Step 2 — SPECC



- **i** SPECC allows you to search on an individual animal to check whether it is eligible for the Scotch brand. To read about this in full, click on the blue hyperlink **What is SPECC?** as shown by the red arrow in the first image.
- To search for an animal ID, enter the 14 digit **Eartag number** where shown in the first image by the blue arrow then click on **Search**, as shown by the black arrow

Step 3 — SPECC



- A search box will show details of the animal and will identify the SPECC status . A green banner in the box indicates the animal is Scotch Potential Eligible (SPE), as shown in the second image.
- The third image shows an example of when the status of an animal might be **ineligible** and gives the reason. This banner is red.

If you require further assistance, please contact ScotEID on 01466 794323.