

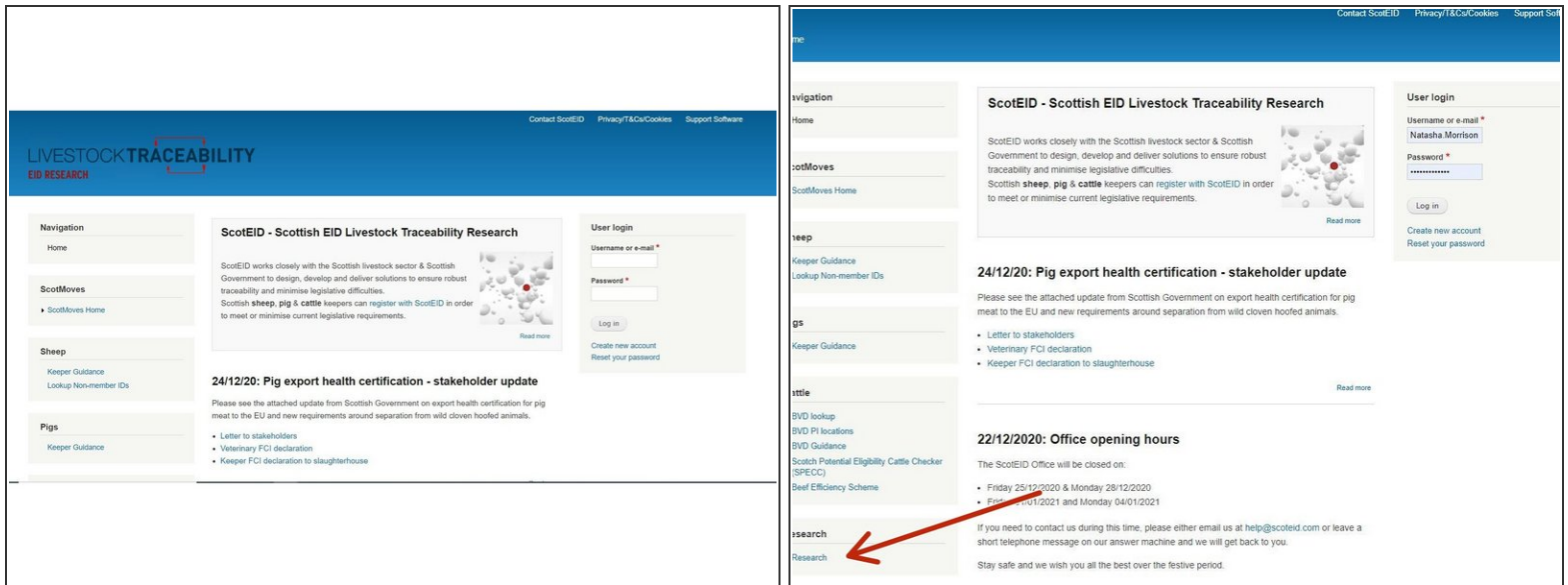
# ScotEID Library

## Research

Written By: ScotEID

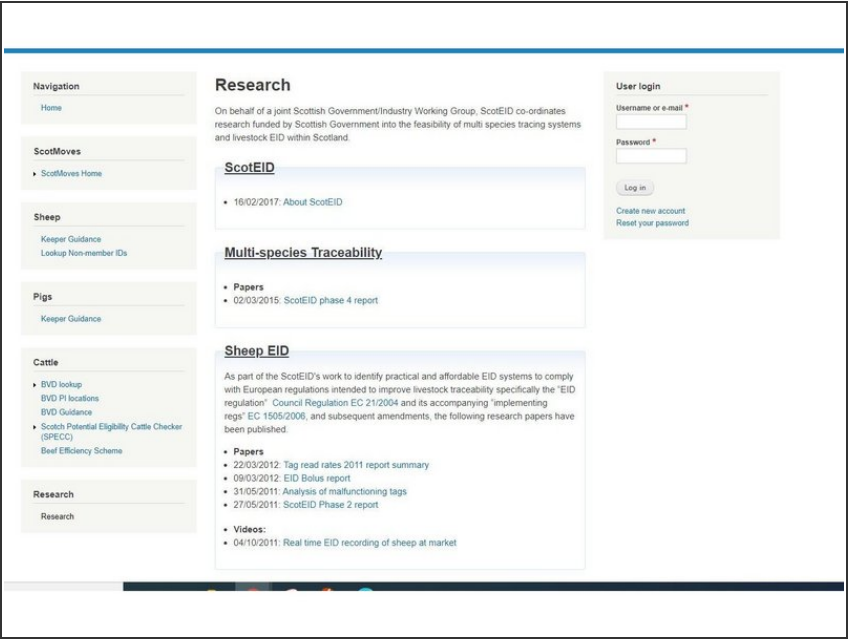


## Step 1 — ScotEID Research



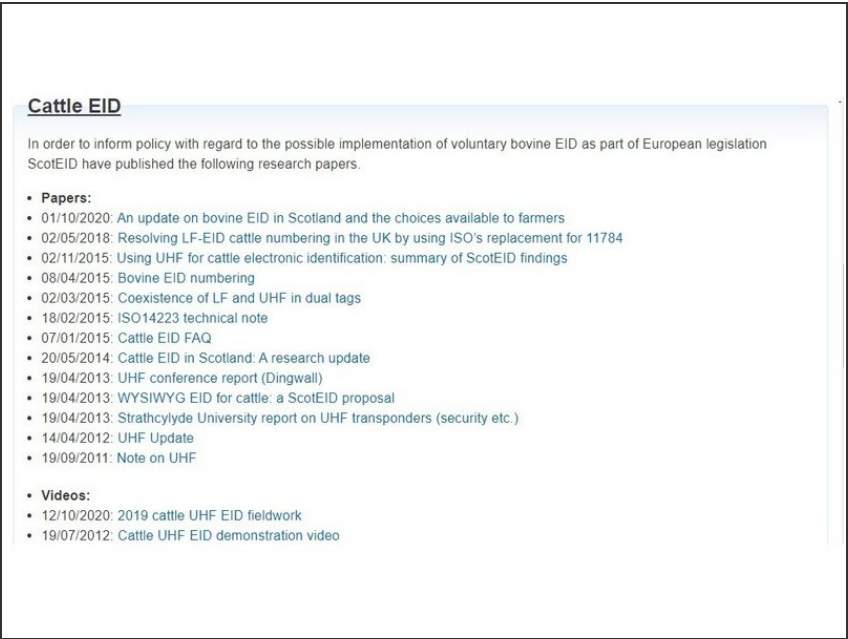
- Refer to the ScotEID website by entering [www.scoteid.com](http://www.scoteid.com) into your browser. This will direct you to the ScotEID home page - see first diagram
- There are subject headings down the left hand side of the screen e.g Scotmoves, Pigs and Sheep. Scroll down to the very bottom of this page to find the Research Menu. To open this, click on the word Research - as shown by the red arrow in the second diagram

## Step 2 — ScotEID Research



- When you open the Research Menu, you will see an introductory paragraph at the top, followed by a list of all research links added. These are sorted by category. You can select any of these by clicking on the blue hyperlink. The remaining categories on the page, are shown in the next image.

## Step 3 — ScotEID Research



- This diagram shows the remaining headings on the Research page.

If you require further assistance, please contact ScotEID on 01466 794323.